



Sticking to word counts in applications



BVSC

Bexley Voluntary Service Council
Strengthening voluntary and community action

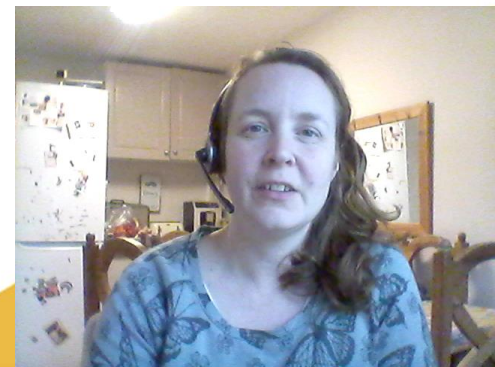


**IMPACT IN
ACTION**







Impact In Action:
one of BVSC's
projects funded by
the City of London
Corporations' charity,
City Bridge Trust






For today, 10 minutes:

-  Word count: Friend or Foe
-  6 ideas to stick to your work count.

...don't forget all other impact training will help
your funding applications!





Friend or Foe?



Guide as to how much information is expected




Reduces waffle



Difficult when trying to explain the complexities




Can take more time to say less





1) Make it easier on yourself

If you know your output from your outcome it will be easier to answer the question and stick to the word count.






2) Recycling

Once you have your Outcomes, Needs etc written down succinctly you can add these to your Fundraising Hub document to recycle the wording in future applications.


but always check the need to adapt your wording.





3) Think about what you are applying for

Although every group wants unrestricted funding across every project, it is much harder to stick to the word count and have space to explain 5 projects with different outcome targets!






4) Structure

Look at what the question is asking and the guidelines and structure your response accordingly.

1


2





5) Acronyms


Beware of unexplained acronyms, eg YLF






6) New eyes – what are they checking?

Can help you to be more succinct
Simple language
Makes sense
Grammar
Spelling





Your thoughts...






Other FREE help!

7 sessions on Impact

Data Hack specifically from Bexley

More training coming online shortly
including an Excel summer school

1-2-1 help





Contact me!

karen@bvsc.co.uk

01322 315 391

